



**"WE MAKE THE KITCHEN BETTER!"**

**ATOSA USA, INC.**

**Toll Free: 855-855-0399 Email: info@atosausa.com**

www.atosa.com | www.atosausa.com

California, Colorado, Florida, Georgia, Illinois,  
New Jersey, Ohio, Texas, Washington

# Glass Door Reach-In Refrigerators

**MODELS:**  
MCF8705GR / MCF8707GR / MCF8709GR

## Standard Features

- Stainless steel exterior & interior
- LED interior lights
- Heavy duty Embraco compressor with environmentally friendly R290 refrigerant
- Electronic Temperature Controller
- Maintains temperatures between 33°F to 38°F
- Self-closing door(s) with automatic stay open feature
- Recessed door handle(s)
- Magnetic door gasket
- Double pane glass door
- Pre-installed casters
- NEMA-5-15P plug standard
- Four(4) pre-installed shelves per section
- Door locks standard on MCF8705GR and MCF8707GR (not available on sliding glass door model MCF8709GR)

## Optional Accessories

- Extra shelves – includes 4 shelf clips per shelf  
MCF8705GR shelf part #: W0402394  
MCF8707GR shelf part #: W0402395  
MCF8709GR shelf part #: W0402327 left shelf, part #: W0402328 right shelf

For the best results of food preservation we recommend setting your refrigerator between 33°F to 38 °F

1. Don't forget to leave the unit some room to breathe!
2. Please clean the condenser frequently to give the unit more fresh air.



**MCF8705GR**



**MCF8707GR**



**MCF8709GR**



**2 YEAR PARTS AND LABOR WARRANTY  
5 YEAR COMPRESSOR PART WARRANTY**



MCF8705GR  
MCF8707GR



REV. 05/23



**"WE MAKE THE KITCHEN BETTER!"**

**ATOSA USA, INC.**

**Toll Free: 855-855-0399 Email: info@atosausa.com**

www.atosa.com | www.atosausa.com

California, Colorado, Florida, Georgia, Illinois,

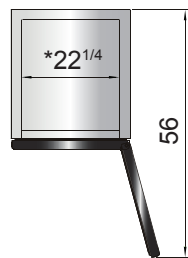
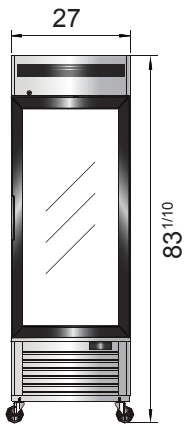
New Jersey, Ohio, Texas, Washington

## SPECIFICATIONS

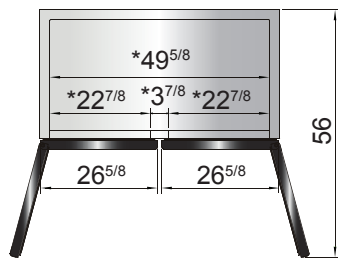

| Models    | Door | Capacity (Cu.Ft.) | Shelves | Casters (inch) | Rated Current (A) | Voltage (V/Hz/Ph) | HP  | Refrigerant | Exterior Dimensions (inch)                                | Net Weight (lbs) | Gross Weight (lbs) |
|-----------|------|-------------------|---------|----------------|-------------------|-------------------|-----|-------------|---|------------------|--------------------|
| MCF8705GR | 1    | 19.1              | 4       | 4              | 2.1               | 115/60/1          | 1/7 | R290        | 27×31 <sup>7/10</sup> ×83 <sup>1/10</sup>                 | 293              | 326                |
| MCF8707GR | 2    | 44.8              | 8       | 4              | 3.2               | 115/60/1          | 1/5 | R290        | 54 <sup>2/5</sup> ×31 <sup>7/10</sup> ×83 <sup>1/10</sup> | 485              | 540                |
| MCF8709GR | 2    | 44.9              | 8       | 2              | 4.2               | 115/60/1          | 1/4 | R290        | 54 <sup>2/5</sup> ×29 <sup>7/10</sup> ×81 <sup>1/5</sup>  | 456              | 511                |

## PLAN VIEW

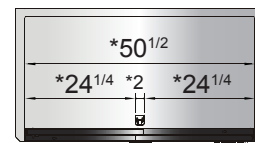

**MCF8705GR**



**MCF8707GR**



**MCF8709GR**



\*Interior Dimensions

SELF-CLOSING AND STAY OPEN DOOR FEATURE

\*Interior Dimensions

SELF-CLOSING AND STAY OPEN DOOR FEATURE

Casters




Temperature control



Door lock



LED lights



Epoxy shelves

